

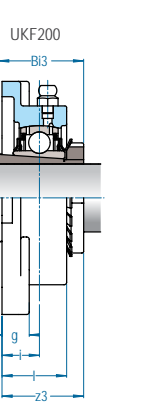
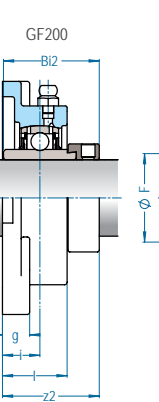
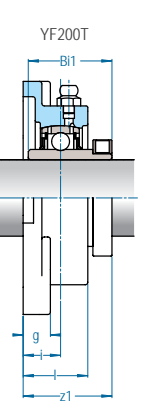
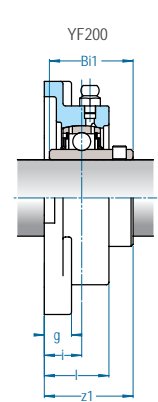
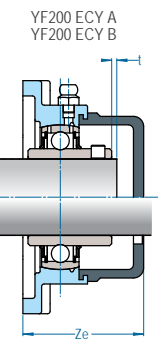
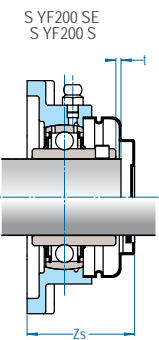
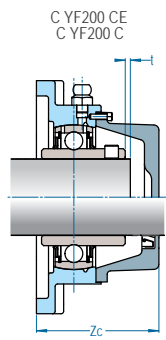
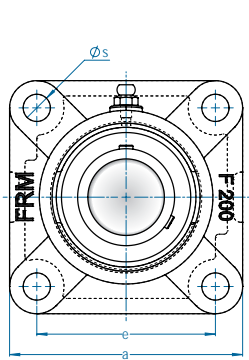
F 200

mancal tipo FLANGE
serviço NORMAL



Caixa	Eixo		Dimensão nominal (mm)											Paraf.	Peso (kg)				D	Rolamentos							
	Ø pol	Ø mm	a	e	i	g	l	s	t	F(min.)	Zs	Zc	Ze		YF2 YF2T	CYF2 C(E)	GF2	UKF2		Y 200 / Y 200 T z1	B1	G 200 z2	B2	UK 200			
																						Ø Eixo	Bucha	z3	B13		
F 204 ⁽¹⁾	1/2 5/8 3/4	12 15 17 20	86	64,0	15,0	11	25	12,0	2	-	40	46	47	M10 3/8	0,70	0,8	0,7	-	47,0	33,3	31,0	41,5	43,5	-	-	-	-
F 205 ⁽¹⁾	7/8 15/16 1	25	95	70,0	16,0	13	27	12,0	2	30	44	51	54	M10 3/8	0,80	1,00	0,90	0,90	52,0	35,7	34,0	42,9	44,3	3/4 20	HE2305 H2305	34,0	34,5
F 206 ⁽¹⁾	1-1/16 1-1/8 1-3/16 1-1/4	30	108	83,0	18,0	13	31	12,0	2	36	49	56	61	M10 3/8	1,00	1,30	1,10	1,10	62,0	40,2	38,1	48,1	48,3	7/8 15/16 25 1	HS2306 HA2306 H2306 HE2306	39,0	38,5
F 207 ⁽¹⁾	1-1/4 1-5/16 1-3/8 1-7/16	35	117	92,0	19,0	15	34	14,0	3	40	56	59	64	M12 1/2	1,40	1,80	1,50	1,40	72,0	44,4	42,9	51,3	51,1	1-1/8 30 1-3/16	HS2307 H2307 HA2307	42,0	41,5
F 208 ⁽¹⁾	1-1/2	40	130	102,0	21,0	15	36	16,0	3	46	62	66	71	M14 1/2	1,80	2,30	2,00	1,90	80,0	51,2	49,2	55,9	56,3	1-1/4 1-5/16 1-3/8 35	HE2308 HA2308 HS2308 H2308	46,0	45,5
F 209 ⁽¹⁾	1-9/16 1-5/8 1-11/16 1-3/4	45	137	105,0	22,0	16	38	16,0	3	52	63	70	71	M14 1/2	2,40	2,90	2,60	2,40	85,0	52,2	49,2	56,9	56,3	1-7/16 1-1/2 40 1-5/8	HA2309 HE2309 H2309 HS2309	48,0	48,0
F 210 ⁽¹⁾	1-13/16 1-7/8 1-15/16 2	50	143	111,0	22,0	16	40	16,0	3	57	67	74	75	M14 1/2	2,50	3,20	2,80	2,60	90,0	54,6	51,6	60,1	62,7	1-11/16 1-3/4 45	HA2310 HE2310 H2310	50,0	49,5
F 211 ⁽¹⁾	2 2-1/8 2-3/16	55	162	130,0	25,0	18	43	19,0	4	64	72	77	82	M16 5/8	3,20	4,00	3,50	3,20	100,0	58,4	55,6	68,6	71,3	1-7/8 1-15/16 50 2	HS2311 HA2311 H2311 HS2311	54,0	53,5
F 212 ⁽¹⁾	2-1/4 2-3/8 2-7/16	60	175	143,0	29,0	18	48	19,0	4	69	80	86	89	M16 5/8	3,90	5,30	4,30	3,80	110,0	68,7	65,1	75,8	77,7	2-1/8 55	HS2312 H2312	60,0	62,0

(1) - permite tampa TI mediante solicitação - ver descritivo técnico, 042 deste catálogo.



F 200
mancal tipo FLANGE
serviço NORMAL



Caixa	Eixo		Dimensão nominal (mm)											Paraf.	Peso (kg)				D	Rolamentos									
	Ø pol	Ø mm	a	e	i	g	l	s	t	F(min.)	Zs	Zc	Ze		YF2 YF2T	CYF2 C(E)	GF2	UKF2		Y 200 / Y 200 T z1	Bi1	G 200 z2	Bi2	UK 200		Ø Eixo	Bucha	z3	Bi3
F 213	2-1/2	65	187	149,0	30,0	22	50	19,0 ou 19,5	4	74	-	96	97	M16 5/8	4,90	6,70	5,50	4,90	120,0	69,7	65,1	81,6	85,7	2-3/16 2-1/4 60 2-3/8	HA2313 HE2313 H2313 HS2313	62,0	65,0		
F 214	2-11/16 2-3/4	65 70	193	152,0	31,0	22	54	19,0	4	-	-	105	99	M16 5/8	6,00	7,40	6,60	-	125,0	75,4	74,6	82,6	85,7	-	-	-	-		
F 215	2-15/16 3	75	200	159,0	34,0	22	56	19,0	4	84	-	105	108	M16 5/8	6,30	8,40	6,90	6,70	130,0	78,5	77,8	88,8	92,1	2-1/2 65	HE2315 H2315	69,5	73,0		
F 216	3-3/16	80	208	165,0	34,0	22	58	23,0	4	90	-	111	110	M20 3/4	8,30	10,80	8,60	8,80	140,0	83,3	82,6	91,9	95,2	2-3/4 70	HE2316 H2316	73,0	78,0		
F 217	3-1/4	85	227	175,0	36,0	24	63	23,0	5	95	-	117	109	M20 3/4	10,10	13,00	-	10,40	150,0	87,6	85,7	-	-	75 3	H2317 HE2317	76,0	82,0		
F 218	3-1/2	90	235	187,0	40,0	24	68	23,0	5	102	-	122	114	M20 3/4	11,70	15,30	10,90	11,90	160,0	96,3	96,0	86,5	69,5	80	H2318	82,0	86,0		