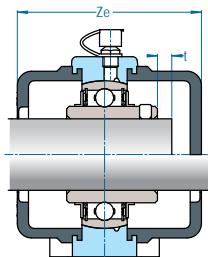
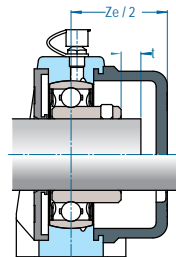


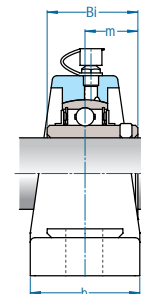
SUCPPL200 + EPDM A
SUCPPL200 + EPDM B



SSBPPL200 + EPDM A + TI
SSBPPL200 + EPDM B + TI



SUCPPL200



PPL 200

mancal em PBT
tipo APOIO
serviço LEVE



Caixa	Eixo		Dimensão nominal (mm)										Paraf.	Peso (kg)		D	Rolamento SUC 200	
	Ø pol.	Ø mm	h	a	e	b	s1	s2	g	w	t	Ze		SUCPPL2	SUCPPL2 EPDM A(B)		Bi	m
PPL 204	3/4	20	33,3	127	95	38	11	14	14,2	65,5	2	67	M10 3/8	0,30	0,35	47,0	31,0	18,3
PPL 205	1	25	36,5	141	105	38	11	14	14,5	71,0	2	77	M10 3/8	0,35	0,40	52,0	34,1	19,8
PPL 206	1-1/8 1-3/16 1-1/4	30	42,9	163	119	46	14	18	17,8	84,0	2	89	M12 1/2	0,55	0,60	62,0	38,1	22,2
PPL 207	1-1/4 1-7/16	35	47,6	168	127	48	14	18	18,0	94,5	3	89	M12 1/2	0,75	0,90	72,0	42,9	25,4
PPL 208	1-1/2	40	49,2	184	137	54	14	18	19,5	101,0	3	101	M12 1/2	0,95	1,10	80,0	49,2	30,2
PPL 209	1-11/16 1-3/4	45	54,0	192	146	54	17	20	25,0	106,0	3	98	M16 5/8	1,10	1,20	85,0	49,2	30,2
PPL 210	2	50	57,2	206	159	60	17	20	23,0	114,0	3	104	M16 5/8	1,30	1,40	90,0	51,6	32,6