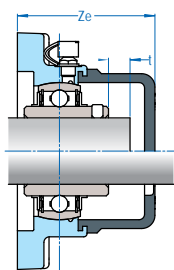
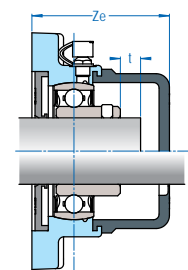


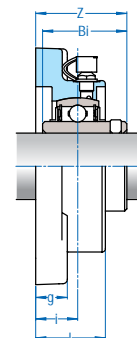
SUCFPL200 + EPDM A  
SUCFPL200 + EPDM B



SSBFPL200 + EPDM A + TI  
SSBFPL200 + EPDM B + TI



SUCFPL200



# FPL 200

mancal em PBT  
tipo FLANGE  
serviço LEVE



Caixa	Eixo		Dimensão nominal (mm)								Paraf.	Peso (kg)		D	Rolamento SUC 200	
	Ø pol	Ø mm	a	e	i	g	l	s	t	Ze		SUCFPL2	SUCFPL2 EPDM A(B)		z	Bi
FPL 204	3/4	20	86	63,5	16,3	13,4	27,8	11	2	50	M10 3/8	0,30	0,35	47,0	34,6	31,0
FPL 205	1	25	95	70,0	17,0	14,3	28,5	11	2	56	M10 3/8	0,35	0,40	52,0	36,8	34,1
FPL 206	1-1/8 1-3/16 1-1/4	30	107	83,0	19,0	14,3	31,5	11	2	62	M10 7/16	0,50	0,55	62,0	41,2	38,1
FPL 207	1-1/4 1-7/16	35	118	92,0	21,5	15,5	34,5	13	3	65	M12 1/2	0,75	0,80	72,0	46,9	42,9
FPL 208	1-1/2	40	130	102,0	23,0	17,0	36,5	14	3	72	M12 1/2	1,00	1,05	80,0	53,2	49,2
FPL 209	1-11/16 1-3/4	45	137	105,0	24,0	19,0	41,0	17	3	74	M14 5/8	1,10	1,15	85,0	54,2	49,2
FPL 210	2	50	143	111,0	25,0	21,0	41,0	17	3	76	M14 5/8	1,30	1,35	90,0	57,6	51,6