
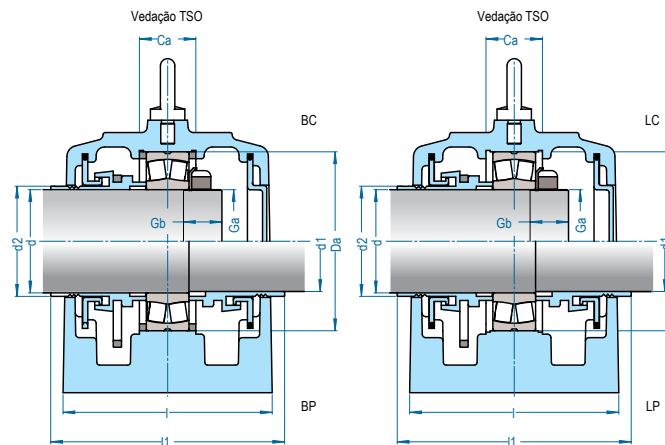
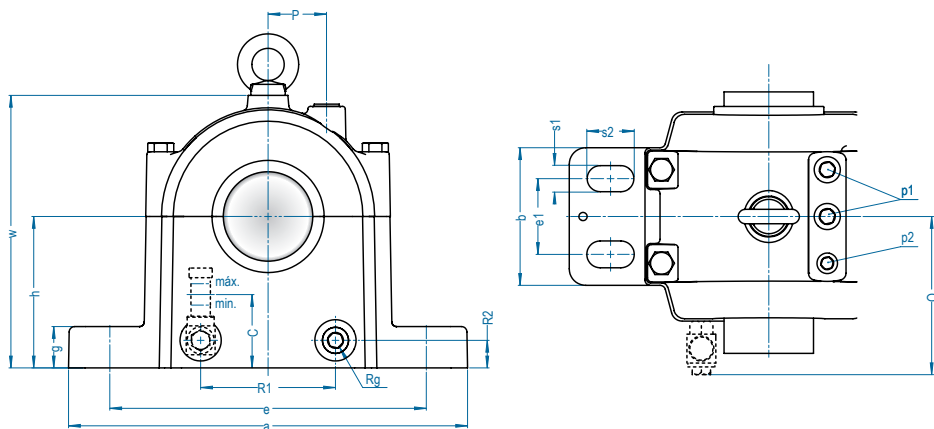


SONL 200



Eixo Ød mm	Mancal	Montagem				Cargas (k gf)		Limite Rotação RPM	Dimensão nominal (mm)																	Roscas		C (óleo)		Peso (kg)							
		Rolamento	Porca	Arruela	Anel de Bloqueio	dinâmica C _r	estática C _{or}		h	a	e	e1	b	s1	s2	g	w	l	l1	Ca	Da	R1	R2	O	P	d1	d2	Ga	Gb		Rg	p1	p2	Paraf	Olhal	nível min	nível máx
60	SONL 212	22212	KM12	MB12	2 FRB 3/110	15600	16600	7500	95,0	270	210	50	92	19	30	30	168	145	150	34	110	75	20	128	40	58	68	M60x2	17	1/2 NPT	1/2 NPT	3/8 BSP	M16	M10	33	53	16,0
65	SONL 213	22213	KM13	MB13	2 FRB 3/120	19300	21600	7000	100,0	290	233	50	95	19	33	30	180	148	155	37	120	85	20	130	40	63	75	M65x2	17	1/2 NPT	1/2 NPT	3/8 BSP	M16	M10	37	53	16,0
75	SONL 215	22215	KM15	MB15	2 FRB 5/130	21200	24000	6300	110,0	290	230	55	100	19	34	30	198	152	170	41	130	98	20	132	43	73	80	M75x2	19	1/2 NPT	1/2 NPT	3/8 BSP	M16	M10	40	60	17,0
85	SONL 217	22217	KM17	MB17	2 FRB 5/150	28500	32500	5600	125,0	330	260	60	110	24	40	35	230	163	180	46	150	118	22	138	48	83	96	M85x2	24	1/2 NPT	1/2 NPT	3/8 BSP	M20	M10	48	63	24,0
90	SONL 218	22218	KM18	MB18	2 FRB 5/160	32500	37500	5300	135,0	360	290	70	120	24	40	45	245	170	190	50	160	128	22	142	50	88	100	M90x2	24	1/2 NPT	1/2 NPT	3/8 BSP	M20	M12	48	68	31,0
95	SONL 219	22219	KM19	MB19	2 FRB 5/170	38000	45000	4800	140,0	360	290	80	135	24	40	40	255	180	200	53	170	136	22	146	50	93	105	M95x2	24	1/2 NPT	1/2 NPT	3/8 BSP	M20	M12	50	70	36,0
100	SONL 220	22220	KM20	MB20	2 FRB 7/180	42500	49000	4500	145,0	400	320	75	130	26	32	50	270	186	206	60	180	144	22	150	50	98	110	M100x2	26	3/4 NPT	1/2 NPT	1/2 NPT	M24	M12	53	70	38,8
110	SONL 222	22222	KM22	MB22	2 FRB 9/200	56000	64000	4000	160,0	420	347	75	145	28	45	50	290	213	229	71	200	162	23	163	55	108	120	M110x2	28	3/4 NPT	1/2 NPT	1/2 NPT	M24	M12	53	77	51,0
120	SONL 224	22224	KM24	MB24	2 FRB 12/215	63000	76500	3800	170,0	420	347	90	170	28	32	55	315	245	276	82	215	178	25	180	55	118	135	M120x2	29	3/4 NPT	1/2 NPT	1/2 NPT	M24	M16	63	80	65,5
130	SONL 226	22226	KM26	MB26	2 FRB 11/230	73500	93000	3600	180,0	450	377	100	180	28	40	60	335	255	270	86	230	192	25	184	60	128	145	M130x2	31	3/4 NPT	1/2 NPT	1/2 NPT	M24	M20	63	85	80,6
140	SONL 228	22228	KM28	MB28	2 FRB 11/250	71000	90000	3200	190,0	500	415	100	190	35	45	65	355	260	280	90	250	200	26	187	65	138	160	M140x2	32	3/4 NPT	1/2 NPT	3/4 NPT	M30	M20	63	85	97,0
150	SONL 230	22230	KM30	MB30	2 FRB 10/270	85000	108000	3000	200,0	540	450	115	190	35	50	65	375	260	280	93	270	220	26	187	65	148	170	M150x2	34	3/4 NPT	1/2 NPT	3/4 NPT	M30	M20	63	90	107,0
160	SONL 232	22232	KM32	MB32	2 FRB 12/290	100000	129000	2800	215,0	560	470	120	205	35	50	65	406	278	316	104	290	252	26	196	65	158	178	M160x3	36	3/4 NPT	1/2 NPT	3/4 NPT	M30	M20	68	95	128,0
170	SONL 234	22234	KM34	MB34	2 FRB 14/310	112000	146000	2600	235,0	610	515	130	230	35	55	70	440	310	350	114	310	268	41	215	85	168	195	M170x3	38	3/4 NPT	1/2 NPT	3/4 NPT	M30	M24	80	105	180,0
180	SONL 236	22236	KM36	MB36	2 FRB 14/320	118000	156000	2600	245,0	650	545	150	240	35	65	75	455	320	360	114	320	278	41	220	85	177	205	M180x3	39	3/4 NPT	1/2 NPT	3/4 NPT	M30	M24	83	115	202,0
190	SONL 238	22238	KM38	MB38	2 FRB 14/340	127000	170000	2400	260,0	720	590	150	250	42	70	85	480	330	370	120	340	298	41	225	85	188	220	M190x3	40	3/4 NPT	1/2 NPT	3/4 NPT	M36	M24	88	120	236,0
200	SONL 240	22240	KM40	MB40	2 FRB 14/360	146000	193000	2200	275,0	730	600	160	260	42	70	85	510	338	378	126	360	320	41	225	85	198	227	M200x3	41	3/4 NPT	1/2 NPT	3/4 NPT	M36	M24	88	125	248,9
220	SONL 244	22244	KM44	MB44	2 FRB 14/400	176000	236000	2000	305,0	820	670	180	280	42	80	95	565	358	404	136	400	360	41	239	105	218	255	Tr220x4	45	3/4 NPT	1/2 NPT	3/4 NPT	M36	M24	98	140	343,0
240	SONL 248	22248	KM48	MB48	2 FRB 14/440	220000	300000	1800	340,0	900	740	190	290	42	80	100	625	368	420	148	440	400	41	244	110	238	270	Tr240x4	49	3/4 NPT	1/2 NPT	3/4 NPT	M36	M24	113	155	433,0