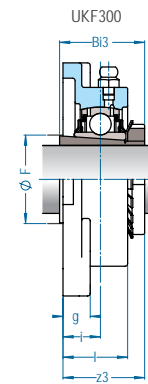
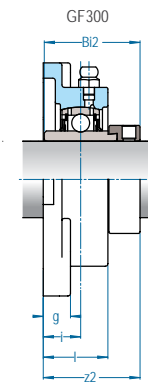
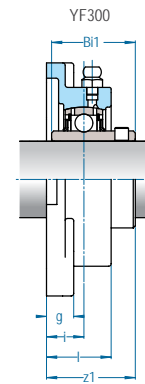
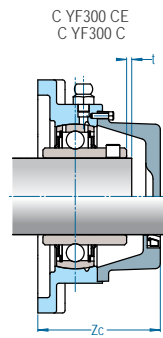
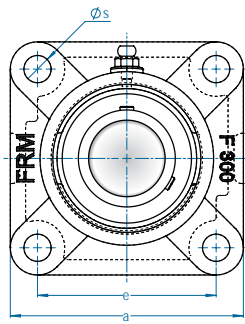


F 300

mancal tipo FLANGE
serviço PESADO



| Caixa | Eixo | | Dimensão nominal (mm) | | | | | | | | | Paraf. | Peso (kg) | | | | D | Rolamentos | | | | | | | |
|-------|---------------------------|----------|-----------------------|-------|------|----|----|------|---|---------|-----|------------|-----------|-----------|------|------|-------|------------|-------|--------|--------|--------------------------------|-------------------------------------|------|------|
| | Ø pol | Ø mm | a | e | i | g | l | s | t | F(min.) | Zc | | YF3 | CYF3 C(E) | GF3 | UKF3 | | Y 300 | G 300 | | UK 300 | | | | |
| | | | | | | | | | | | | | | | | z1 | Bi1 | z2 | Bi2 | Ø Eixo | Bucha | z3 | Bi3 | | |
| F 305 | 1 | 25 | 110 | 80,0 | 16,0 | 13 | 29 | 16,0 | 2 | 30 | 52 | M14 1/2 | 1,20 | 1,50 | 1,30 | 1,30 | 62,0 | 39 | 38,0 | 46,1 | 46,8 | 3/4 20 | HE2305 H2305 | 37,5 | 35,0 |
| F 306 | 1-3/16 | 30 | 125 | 95,0 | 18,0 | 15 | 32 | 16,0 | 2 | 36 | 59 | M14 1/2 | 1,60 | 2,00 | 1,70 | 1,50 | 72,0 | 44 | 43,0 | 50,5 | 50,0 | 7/8 15/16 25 1 | HS2306 HA2306 H2306 HE2306 | 41,0 | 38,0 |
| F 307 | 1-1/4 1-7/16 | 35 | 135 | 100,0 | 20,0 | 16 | 36 | 19,0 | 3 | 40 | 68 | M16 5/8 | 2,10 | 2,60 | 2,10 | 2,10 | 80,0 | 49 | 48,0 | 53,3 | 51,6 | 1-1/8 30 1-3/16 | HS2307 H2307 HA2307 | 45,5 | 43,0 |
| F 308 | 1-1/2 | 40 | 150 | 112,0 | 23,0 | 17 | 40 | 19,0 | 3 | 46 | 75 | M16 5/8 | 2,80 | 3,40 | 2,90 | 2,60 | 90,0 | 56 | 52,0 | 60,3 | 57,1 | 1-1/4 1-5/16 1-3/8 35 | HE2308 HA2308 HS2308 H2308 | 50,5 | 46,0 |
| F 309 | 1-11/16 1-3/4 | 45 | 160 | 125,0 | 25,0 | 18 | 44 | 19,0 | 3 | 52 | 79 | M16 5/8 | 3,40 | 4,00 | 3,60 | 3,30 | 100,0 | 60 | 57,0 | 63,9 | 58,7 | 1-7/16 1-1/2 40 1-5/8 | HA2309 HE2309 H2309 HS2309 | 55,0 | 50,0 |
| F 310 | 1-7/8 1-15/16 | 50 | 175 | 132,0 | 28,0 | 19 | 48 | 23,0 | 3 | 57 | 86 | M20 3/4 | 4,30 | 5,10 | 4,50 | 4,00 | 110,0 | 67 | 61,0 | 70,0 | 66,6 | 1-11/16 1-3/4 45 | HA2310 HE2310 H2310 | 60,0 | 55,0 |
| F 311 | 2 2-3/16 | 55 | 185 | 140,0 | 30,0 | 20 | 52 | 23,0 | 4 | 64 | 100 | M20 3/4 | 5,00 | 6,40 | 5,40 | 4,80 | 120,0 | 71 | 66,0 | 75,2 | 73,0 | 1-7/8 1-15/16 50 2 | HS2311 HA2311 H2311 HS2311 | 63,5 | 59,0 |
| F 312 | 2-1/4 2-5/16 2-7/16 | 60 65 | 195 | 150,0 | 33,0 | 22 | 56 | 23,0 | 4 | 69 | 106 | M20 3/4 | 6,90 | 9,30 | 7,20 | 6,30 | 130,0 | 78 | 71,0 | 81,5 | 79,4 | 2-1/8 55 | HS2312 H2312 | 69,5 | 62,0 |
| F 313 | 2-1/2 | 65 | 208 | 166,0 | 33,0 | 22 | 58 | 23,0 | 4 | 74 | 110 | M20 3/4 | 8,50 | 11,00 | - | 8,00 | 140,0 | 78 | 75,0 | - | - | 2-3/16 2-1/4 60 2-3/8 | HA2313 HE2313 H2313 HS2313 | 71,5 | 65,0 |



F 300

mancal tipo FLANGE
serviço PESADO



| Caixa | Eixo | | Dimensão nominal (mm) | | | | | | | | | Paraf. | Peso (kg) | | | | D | Rolamentos | | | | | | | |
|-------|--------------|-----------|-----------------------|-------|------|----|-----|------|---|---------|-----|--------------|-----------|-----------|-------|-------|-------|------------|-------|--------|-------|-------------|-----------------|-------|-------|
| | Ø pol | Ø mm | a | e | i | g | l | s | t | F(min.) | Zc | | YF3 | CYF3 C(E) | GF3 | UKF3 | | Y 300 | G 300 | UK 300 | | | | | |
| | | | | | | | | | | | | | | | | z1 | B1 | z2 | B2 | Ø Eixo | Bucha | z3 | B3 | | |
| F 314 | 2-11/16 | 70 | 226 | 178,0 | 36,0 | 25 | 61 | 25,0 | 4 | - | 115 | M22 7/8 | 10,30 | 13,40 | 10,90 | - | 150,0 | 83 | 78,0 | 94,0 | 92,1 | - | - | - | - |
| F 315 | 2-15/16 3 | 75 | 236 | 184,0 | 39,0 | 25 | 66 | 25,0 | 4 | 84 | 120 | M22 7/8 | 11,00 | 14,70 | 12,00 | 10,40 | 160,0 | 89 | 82,0 | 101,7 | 100,0 | 2-1/2 65 | HE2315 H2315 | 81,5 | 73,0 |
| F 316 | 3-3/16 | 80 | 250 | 196,0 | 38,0 | 27 | 68 | 31,0 | 4 | 90 | 125 | M27 1 | 12,20 | 17,50 | 13,40 | 11,20 | 170,0 | 90 | 86,0 | 103,9 | 106,4 | 2-3/4 70 | HE2316 H2316 | 82,5 | 78,0 |
| F 317 | - | 85 | 260 | 204,0 | 44,0 | 27 | 74 | 31,0 | 5 | 95 | 134 | M27 1 | 13,70 | 18,20 | - | 12,20 | 180,0 | 100 | 96,0 | - | - | 75 3 | H2317 HE2317 | 92,0 | 82,0 |
| F 318 | 3-7/16 | 90 | 280 | 216,0 | 44,0 | 30 | 76 | 35,0 | 5 | 102 | 129 | M30 1-1/8 | 19,10 | 24,50 | 21,00 | 17,40 | 190,0 | 100 | 96,0 | 116,3 | 115,9 | 80 | H2318 | 92,0 | 86,0 |
| F 319 | - | 95 100 | 290 | 228,0 | 59,0 | 30 | 94 | 35,0 | 5 | 106 | 149 | M30 1-1/8 | 22,00 | 25,70 | - | 21,80 | 200,0 | 121 | 103,0 | - | 122,3 | 3-1/4 85 | HE2319 H2319 | 111,0 | 90,0 |
| F 320 | 3-15/16 4 | 100 | 310 | 242,0 | 59,0 | 32 | 94 | 38,0 | 5 | 112 | 160 | M33 1-1/4 | 27,80 | 36,60 | - | 27,50 | 215,0 | 125 | 108,0 | - | 128,6 | 3-1/2 90 | HE2320 H2320 | 113,0 | 97,0 |
| F 322 | - | 110 | 340 | 266,0 | 60,0 | 35 | 96 | 41,0 | 5 | 122 | 160 | M36 1-3/8 | 37,50 | 45,00 | - | 37,60 | 240,0 | 131 | 117,0 | - | 141,3 | 100 4 | H2322 HE2322 | 121,0 | 105,0 |
| F 324 | - | 120 | 370 | 290,0 | 65,0 | 40 | 110 | 41,0 | 5 | 133 | 180 | M36 1-3/8 | 50,80 | 60,70 | - | 50,30 | 260,0 | 140 | 126,0 | - | - | 110 | H2324 | 130,0 | 112,0 |
| F 326 | - | 130 | 410 | 320,0 | 65,0 | 45 | 115 | 41,0 | 6 | 144 | 185 | M36 1-3/8 | 65,90 | 78,00 | - | 66,20 | 280,0 | 146 | 135,0 | - | - | 115 | H2326 | 133,0 | 121,0 |
| F 328 | - | 140 | 450 | 350,0 | 75,0 | 55 | 125 | 41,0 | 6 | 155 | 192 | M36 1-3/8 | 81,90 | 98,40 | - | 82,30 | 300,0 | 161 | 145,0 | - | - | 125 | H2328 | 146,5 | 131,0 |