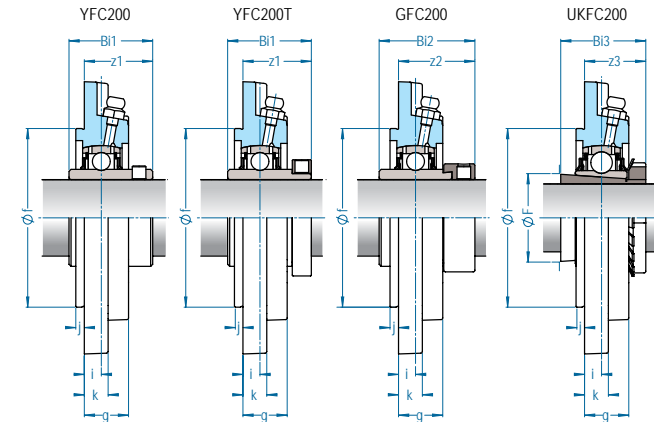
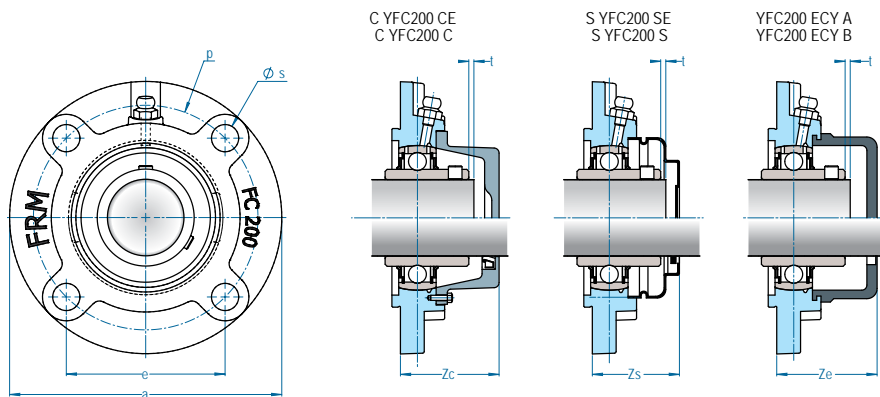




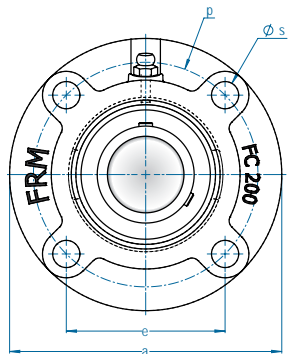
# FC 200

mancal tipo FLANGE  
serviço NORMAL

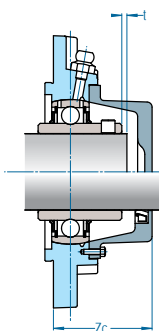


Caixa	Eixo		Dimensão nominal (mm)														Paraf.	Peso (kg)				D	Rolamentos							
	Ø pol	Ø mm	a	p	e	i	s	j	k	g	f	F(min.)	t	Zs	Zc	Ze		YFC2 YFC2T	CYFC2 C(E)	GFC2	UKFC2		Y 200 / Y 200 T z1	Bi1	G 200 z2	Bi2	Ø Eixo	Bucha	UK 200 z3	Bi3
FC 204 <sup>(1)</sup>	1/2 5/8 3/4	12 15 17 20	100	78,0	55,2	10,0	12,0	5,0	7	20	62,0	-	2	35	41	42	M10 3/8	0,70	0,90	0,70	-	47,0	28,3	31,0	36,5	43,5	-	-	-	-
FC 205 <sup>(1)</sup>	7/8 15/16 1	25	115	90,0	63,6	10,0	12,0	6,0	7	21	70,0	30	2	38	46	48	M10 3/8	1,00	1,10	1,10	1,00	52,0	29,7	34,0	36,9	44,3	3/4 20	HE2305 H2305	28,5	35,0
FC 206 <sup>(1)</sup>	1-1/16 1-1/8 1-3/16 1-1/4	30	125	100,0	70,7	10,0	12,0	8,0	8	23	80,0	36	2	41	45	53	M10 3/8	1,30	1,60	1,40	1,40	62,0	32,2	38,1	40,1	48,3	7/8 15/16 25 1	HS2306 HA2306 H2306 HE2306	30,5	38,0
FC 207 <sup>(1)</sup>	1-1/4 1-5/16 1-3/8 1-7/16	35	135	110,0	77,8	11,0	14,0	8,0	9	26	90,0	40	3	48	52	56	M12 1/2	1,60	2,00	1,70	1,70	72,0	36,4	42,9	43,3	51,1	1-1/8 30 1-3/16	HS2307 H2307 HA2307	33,5	43,0
FC 208 <sup>(1)</sup>	1-1/2	40	145	120,0	84,9	11,0	14,0	10,0	9	26	100,0	46	3	52	56	61	M12 1/2	2,00	2,50	2,20	2,10	80,0	41,2	49,2	45,9	56,3	1-1/4 1-5/16 1-3/8 35	HE2308 HA2308 HS2308 H2308	35,5	46,0
FC 209 <sup>(1)</sup>	1-9/16 1-5/8 1-11/16 1-3/4	45	160	132,0	93,3	10,0	16,0	12,0	14	26	105,0	52	3	51	58	59	M14 1/2	2,70	3,30	2,90	2,80	85,0	40,2	49,2	44,9	56,3	1-7/16 1-1/2 40 1-5/8	HA2309 HE2309 H2309 HS2309	36,0	50,0
FC 210 <sup>(1)</sup>	1-13/16 1-7/8 1-15/16 2	50	165	138,0	97,6	10,0	16,0	12,0	14	28	110,0	57	3	53	60	63	M14 1/2	2,90	3,60	3,20	3,00	90,0	42,6	51,6	48,1	62,7	1-11/16 1-3/4 45	HA2310 HE2310 H2310	37,5	55,0
FC 211 <sup>(1)</sup>	2 2-1/8 2-3/16	55	185	150,0	106,1	13,0	19,0	12,0	15	31	125,0	64	4	59	65	70	M16 5/8	4,20	5,00	4,50	4,20	100,0	46,4	55,6	56,6	71,3	1-7/8 1-15/16 50 2	HS2311 HA2311 H2311 HS2311	41,5	59,0
FC 212 <sup>(1)</sup>	2-1/4 2-3/8 2-7/16	60	195	160,0	113,1	17,0	19,0	12,0	15	36	135,0	69	4	68	74	77	M16 5/8	4,90	6,30	5,20	4,80	110,0	56,7	65,1	63,8	77,7	2-1/8 55	HS2312 H2312	48,0	62,0

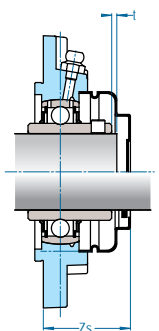
(1) - permite tampa TI mediante solicitação - ver descritivo técnico, 042 deste catálogo.



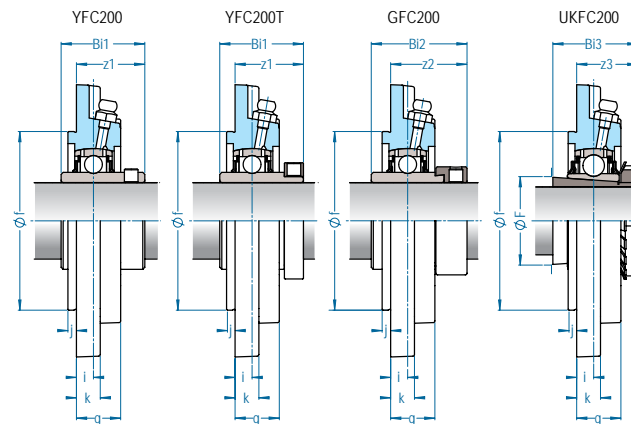
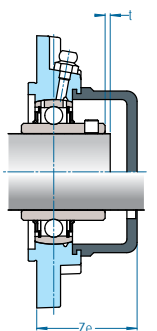
C YFC200 CE  
C YFC200 C



S YFC200 SE  
S YFC200 S



YFC200 EY A  
YFC200 EY B



# FC 200

mancal tipo FLANGE  
serviço NORMAL



Caixa	Eixo		Dimensão nominal (mm)													Paraf.	Peso (kg)					D	Rolamentos							
	Ø pol	Ø mm	a	p	e	i	s	j	k	g	f	F(min.)	t	Zs	Zc		Ze	YFC2 YFC2T	CYFC2 C(E)	GFC2	UKFC2		Y 200 / Y 200 T z1 BI1	G 200 z2 BI2	UK 200 Ø Eixo Bucha z3 BI3					
FC 213	2-1/2	65	205	170,0	120,2	16,0	19,0	14,0	15	36	145,0	74	4	-	82	83	M16 5/8	5,40	7,20	6,00	5,40	120,0	55,7	65,1	67,6	85,7	2-3/16 2-1/4 60 2-3/8	HA2313 HE2313 H2313 HS2313	48,0	65,0
FC 214	2-11/16 2-3/4	65 70	215	177,0	125,1	17,0	19,0	14,0	18	40	150,0	-	4	-	90	85	M16 5/8	6,60	8,00	7,30	-	125,0	61,4	74,6	68,6	85,7	-	-	-	-
FC 215	2-15/16 3	75	220	184,0	130,1	18,0	19,0	16,0	18	40	160,0	84	4	-	88	92	M16 5/8	6,90	9,00	7,50	7,30	130,0	62,5	77,8	72,8	92,1	2-1/2 65	HE2315 H2315	53,5	73,0
FC 216	3-3/16	80	240	200,0	141,4	18,0	23,0	16,0	18	42	170,0	90	4	-	94	94	M20 3/4	8,60	11,10	8,90	9,10	140,0	67,3	82,6	75,9	95,2	2-3/4 70	HE2316 H2316	57,0	78,0
FC 217	3-1/4	85	250	208,0	147,1	18,0	23,0	18,0	20	45	180,0	95	5	-	98	91	M20 3/4	10,00	12,90	-	10,40	150,0	69,6	85,7	-	-	75 3	H2317 HE2317	58,0	82,0
FC 218	3-1/2	90	265	220,0	155,5	22,0	23,0	18,0	20	50	190,0	102	5	-	104	96	M20 3/4	12,30	16,00	11,50	12,50	160,0	78,3	96,0	68,5	69,5	80	H2318	64,0	86,0